

COLLECT INFORMATION ABOUT LAUNDRY CODES

Title of the project : collect information about laundry codes.

Purpose of the project : To Know about the applications laundry codes.

Hypothesis : A laundry code is a pictogram which represents a method of washing, for example drying, dry-cleaning and ironing clothing..

Material : Some sample cloths with laundry codes, Internet, Science books.

Proceedure : We collect information about laundry codes in internet. We collect some sample cloths with laundry codes. We analyse the laundry codes on the cloths. We prepared data about some cloths and their laundry codes.

Introdution : A laundry symbol, also called a care symbol, is a pictogram which represents a method of washing, for example drying, dry-cleaning and ironing clothing. Such symbols are written on labels, known as care labels or care tags, attached to clothing to indicate how a particular item should best be cleaned. Standard symbols for these care labels differ by region.

The care label describes the allowable treatment of the garment without damaging the textile. Whether this treatment is necessary or sufficient is not stated. A milder than specified treatment is always acceptable. The symbols are protected and their use is required to comply with the license conditions. Incorrect labelling is prohibited. A bar below each symbol calls for a gentler treatment than usual and a double bar for a very gentle treatment.



LAUNDRY SYMBOLS ON CLOTHS

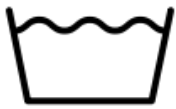
Washing:

A stylized washtub is shown, and the number in the tub means the maximum wash temperature (degrees Celsius). A bar under the tub signifies a gentler treatment in the washing machine. A double bar signifies very gentle handling. A hand in the tub signifies that only (gentle) hand washing (not above 40°C) is allowed. A cross through washtub means that the textile may not be washed under normal household conditions.

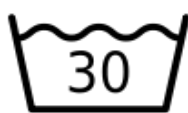
Inside the 'Normal Wash' symbol, there will either be a temperature value or one to six dots signifying temperature ranges.

One Dot =30 °C	Two dots=40 °C	Three Dots= 50°C
Four Dots=60 °C	Five Dots= 70°C	Six Dots=95 °C





Washing symbol



Wash at or below 30°C



Wash at or below 30°C
(gentle handling)



Wash at or below 40°C
(Very gentle handling)



Hand wash



Do not wash

Bleaching:

An empty triangle (formerly lettered Cl) allows the bleaching with chlorine or non-chlorine bleach. Two oblique lines in the triangle prohibit chlorine bleaching. A crossed triangle prohibits any bleaching.



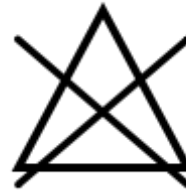
Bleaching symbol



Bleaching with chlorine
Allowed



Non-chlorine bleach
when needed



Do not bleach



Do not bleach

Ironing :

The iron with up to three dots allows for ironing. The number of dots are assigned temperatures: One point means 110°C, two points means 150°C and three points means 200°C. An iron with a cross prohibits ironing.



Ironing symbol



Iron at low temperature



Iron at medium
Temperature



Iron at high
temperature




Do not iron

Drying :

A circle in the square symbolizes a clothes dryer. One dot requires drying at reduced temperature and two dots for normal temperature. The crossed symbol means that the clothing does not tolerate machine drying. In the U.S. and Japan, there are other icons for natural drying.

> Tumble Drying:



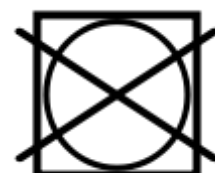
Tumble drying symbol



Tumble drying (low temperature)



Tumble drying (normal)



Do not tumble dry

> **Natural drying:**



Drying symbol

Line dry

Dry flat

Drip dry

Dry in the
Shade

Line dry in
the shade


Dry flat in
shade

Drip Dry
in shade

Professional cleaning:

A circle identifies the possibilities of professional cleaning. A bar under the symbol means clean gently, and two bars means very gentle cleaning.

Chemical cleaning: The letters P and F in a circle are for the different solvents used by professional dry cleaners.



Professional cleaning
Symbol



Dry clean, hydrocarbon
solvent only (HCS)



Gentle cleaning with
hydrocarbon solvents



Very gentle cleaning with
hydrocarbon solvents



Dry clean,
tetrachloroethylene
(PCE) only



Gentle cleaning with
PCE



Very gentle cleaning with
PCE



Do not dry clean

Wet cleaning : The letter W in a circle is for professional wet cleaning.



Professional wet
Cleaning



Gentle wet cleaning




Very gentle wet cleaning



Do not wet clean

Identifying the Laundry codes in various sample clothes:

We collect laundry code labels from some new fabrics. We identified the symbols and tabulated the data of the laundry codes of the sample cloths.

symbol	washing	bleaching	ironing	drying	Professional cleaning
	Wash at or below 30°C	Do not bleach	Iron at low temperature	Do not tumble dry	Do not dry clean
	Wash at or below 40°C	Do not bleach	Iron at Medium temperature	Do not tumble dry	Cleaning with PCE
	Wash at or below 30°C	Do not bleach	Iron at Medium temperature	Tumble drying (low temperature)	--
	Wash at or below 40°C	Do not bleach	Iron at low temperature	Tumble Drying	---

Precautions:

- Along with laundry detergent, utilize chlorine-based-bleach per usage directions and advised care label instructions.
- These symbols tell you what extra precautions need to be taken when cleaning the garment.

Interpretation of the student : We collected some sample cloths and their laundry labels. We collected the information of laundry codes from internet. We analyse the laundry codes on the clothes and tabulated.

Conclusion: At the end of the project we understand about the types of laundry codes. We collected some sample clothes and their laundry labels. We prepared a documentation about laundry codes by searching the internet. By this documentation details we analyse the laundry care data of the sample clothes which we have collected.

PROJECT REPORT

Title of the Project : collect information about laundry codes.
Class : 8th
Subject : Physics
School : Z,P.High School, Lolugu, Ponduru Mandal, Srikakulam district
Time frame : 7 days
Material/Sources used tools: Internet, Science books, Some laundry code samples.

Details of procedure followed:

- We collected some sample cloths and their laundry labels.
- We collected data about laundry labels from internet.
- We prepared documentation on laundry codes.
- We identified the laundry codes on the sample clothes.
- We tabulated the data of laundry codes of the sample clothes.

Finding Observations:

- A laundry symbol which represents a method of washing, for example drying, dry-cleaning and ironing clothing.
- symbols are written on labels, known as care labels or care tags, attached to clothing to indicate how a particular item should best be cleaned.

Experiences faced: when we collect information about laundry codes from internet, we understood that the laundry care techniques. We analysed the data of laundry codes on sample clothes.

Project outcome : At the end of the project we understand about the types of laundry codes. We collected some sample clothes and their laundry labels. We prepared a documentation about laundry codes by searching the internet. By this documentation details we analyse the laundry care data of the sample clothes which we have collected. we apply this knowledge of laundry codes in our daily life when we wash clothes. We share this ideas with our parents.

Name of the group members and work allotment:

Sl.No	Name of the team member	Work allotment
1		
2		
3		
4		
5		
6		

Date of Submission :

Signatures

K.Venkataramana.

Phone No: 80084 23323

E.Mail: kvr.lohith@gmail.com

ignitephysics.weebly.com